



USER'S GUIDE



Amr Swira - Design Studio[©]
www.amrswira.com

What's Arabizi?

Overview

Arabizi is a powerful Arabizi language editor and translator for MS-Windows which will help you to organize your Arabizi text, Qalam text and SMS text. With Arabizi, you can easily process, copy, add, and delete characters in plain text files and more.

Key Technologies

- Text editor software
- Arabizi language translator
- Qalam language translator
- SMS language converter
- English spelling checker
- Text files encryption
- Memory archive
- Equations calculator
- Text reader
- On-Screen Arabizi keyboard

Key Benefits

- Create, Open, Edit, Save with password and print text files.
- Type, Read and Translate Arabic into Arabizi or Qalam language.
- Check spelling and convert English text to SMS language.
- Memory archive for coping texts in memory.
- Auto-Save if hung or system fail for not saved text.
- Calculate equations.
- Smart Modify, Find and Replace tools.
- Undo/Redo for all functions.
- Smart window modes.
- CAPITALS, small, Proper and INVERSE Formats cases.

System Requirements

-  Microsoft® Windows XP®,  Microsoft® Windows Vista® or  Microsoft® Windows 7®
- Must meet the minimum Windows XP requirements.

Resources

- Arabizi Language
http://en.wikipedia.org/wiki/arabic_chat_alphabet
- Qalam Language
<http://en.wikipedia.org/wiki/qalam>
- SMS Alphabet
http://en.wikipedia.org/wiki/sms_language

Copyrights



Amr Swira- Design Studio® - All copyrights reserved.
Arabizi: Designed and developed by Amr Ahmed Swira.
www.amrswira.com

Thank you for Installing Arabizi.
For more help about Arabizi features, send your question to info@amrswira.com

[Main Page](#)

Features

Files and View

- Create, open, edit, save/save as/save private (with password) and print text files.
- Save automatically if system hungs and you didn't save file.
- View as Always on top, transparent and hidden/minimized to system tray.
- Change font style, font color.
- Get wrap text in extended board.
- Lock/Unlock Arabizi application.
- Drag and drop all text file formats.
- Have familiar shortcuts keys. (Review Shortcut Keys in Page 8)

Arabic language and Middle-Eastern

- Translate Arabic language into Arabizi/Qalam language (Ex. "مرحباً" to "mr7ban"/"mrhban") or vice-versa.
- Correct typed characters form Arabic to English or opposite. (Ex. "lvpfhW" to "مرحباً")
- Type directly by On-Screen Arabizi keyboard. (Type Arabizi/Qalam Language directly)
- Insert Hijeri date formats and other date/time formats.
- Read Arabic text as Qalam language. (100 Letters Maximum)

Typing and Text Processing

- Convert English to SMS alphabet. (Ex. "How are you today?" to "how R U 2day?")
- Check the spelling of English text. (Over 75,000 Word) .
- Find/Replace multi-line text.
- Repeat text (Ex. "5" * 6 to "555555")
- Reverse letters or words. (Ex. "Welcome" to "emocleW")
- Sort lines alphabetical (Ascending/Descending) and reverse lines.
- Merge lines. (Merge lines into one line)
- Insert characters (Ex. "©™®°¼"), current file name/location, emoticons and more.
- Switch text cases to CAPITALS, small, Proper, iNVERSE and ZiGzAg case.
- View selected text information. (Roll over text box to view the text information in tool-tip.)
- Get smart delete features (Similar text, spaces, tabs, duplicated, letters and numbers).
- Save selected text to new file.
- Insert random letter or number.
- Undo/Redo all functions.
- Have memory archive. (Keep you in track with all copy process.)
- Save memory text to file directly
- Delete memory texts.
- Paste letters/numbers only
- Paste without. (Paste memory text without selected text)
- Cut/Copy/Paste pure. (Remove spaces before and after text)
- Cut/Copy plus. (Append copied text to memory)

Favorite Sentences

- Create, open and save Arabizi favorites sentences list.
- Add/Paste, copy and delete Arabizi favorite sentences.
- Complete automatically with favorite sentences while typing. (Press Ctrl + Insert)
- Drag and drop sentences or Arabizi favorite's files.

Math and Fun

- Calculate equations. (Review Calculate Functions in Page 9)
- Convert numbers to words or Roman numerals. ("214" to "Two Hundred Fourteen"/ "214" to "CCXIV")
- Apply fun effects (Expand (EExppaanndd) and Wide(W i d e))

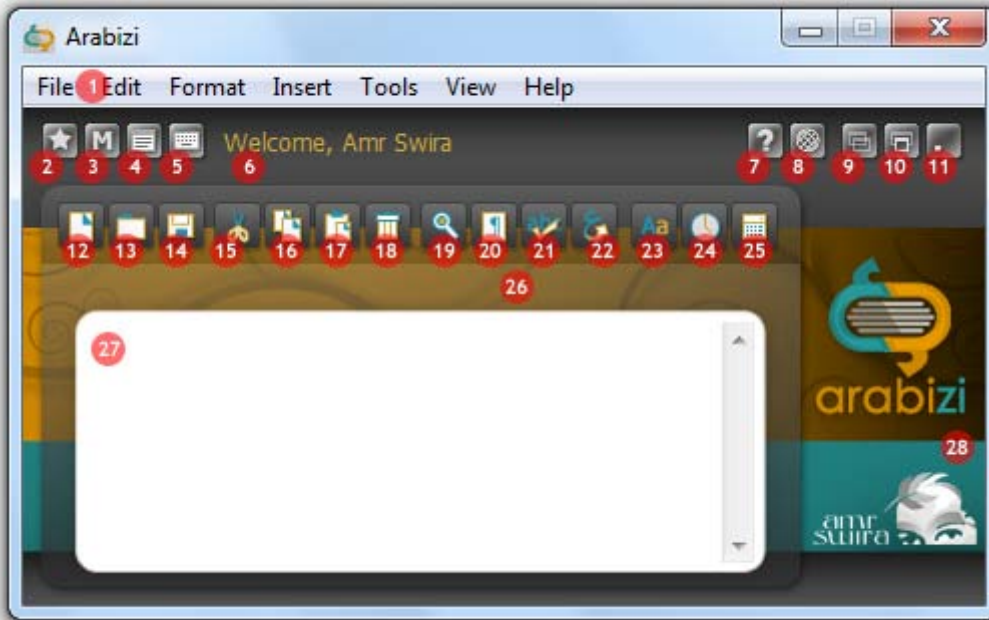
Web and Email

- Save text as webpage (HTML)
- Detect automatically websites links
- Send text to email.
- Automatic update.

[Main Page](#)

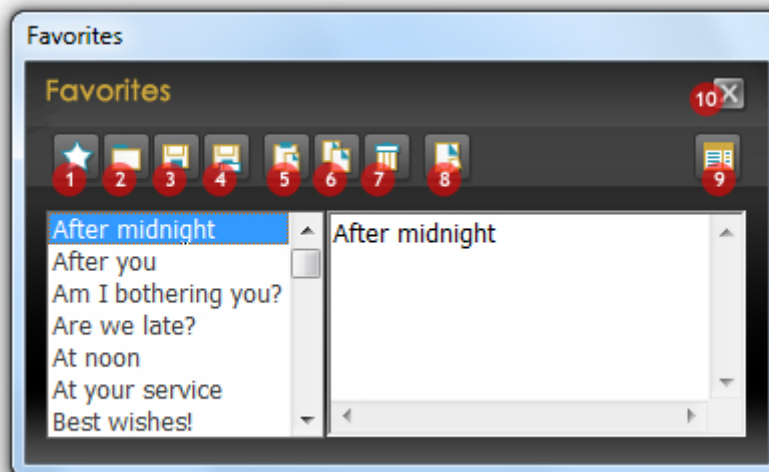
User Interface

Main window



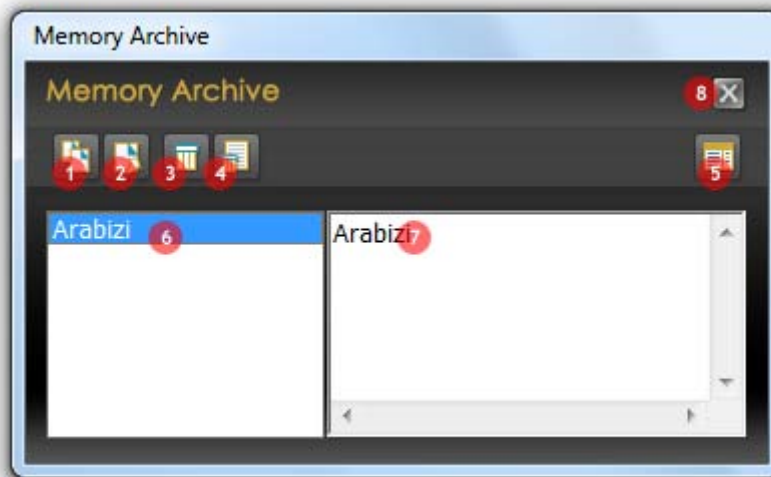
1. Menus (Review Menus Index in Page 6)
2. Favorites
3. Memory archive
4. Extended board
5. Arabizi keyboard
6. Status bar
7. View help
8. Arabizi online
9. Transparent mode
10. Always on top
11. Minimize to navigation-area
12. New/Close file
13. Open file
14. Save/Save as file
15. Cut/Cut menu (The right mouse button)
16. Copy/Copy menu
17. Paste/Paste menu
18. Delete/Delete menu
19. Find/Replace text
20. Correct input Arabic/Correct input menu
21. Check spelling
22. Translate Arabic into Arabizi/Translate menu
23. Proper Case/Letters case menu
24. Insert full Hijeri date/Insert date/time menu
25. Calculate (Review Calculate Functions in Page 9)
26. Smart favorites
27. Typing area
28. Information Icons

Favorite's window



1. New list
2. Open list
3. Save modifications
4. Save list as
5. Paste/Add Sentence
6. Copy sentence
7. Delete sentence
8. Send sentence to Arabizi
9. Sentence viewer
10. Close

Memory Archive Window



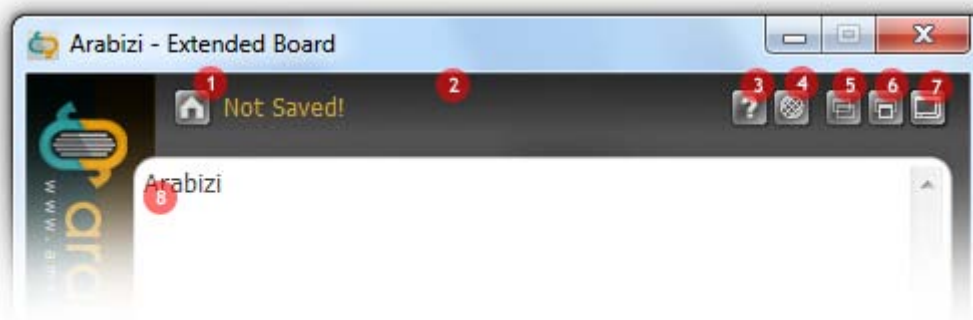
1. Copy
2. Send to Arabizi
3. Delete
4. Delete all records
5. Extended view
6. Records list
7. Sentence viewer
8. Close

Arabizi Keyboard



1. Backspace
2. Shift
3. Caps, num and scroll lock switches.
4. Letters/Space keys
5. Dimmed keys
6. Live translate option
7. Close

Extended Board



















1. Back to Arabizi
2. Status Bar
3. View help
4. Arabizi online
5. Transparent
6. Always/Not on top
7. Wrap/Release Text
8. Typing area






































[Main Page](#)



Menus Commands and Keyboard Shortcuts

File Menu





 New/Close	Create new text file or close current file.
 Open	Open an existing text file.
 Open Private	Open an existing private text file (Protected with a password).
 Open Recent	Open recently opened files.
 Clear Recent	Clear recently opened files list.
 Save	Save current text file modifications on your computer.
 Save As	Save current text file with a different file name.
 Save Private	Save current text file with a password.
 Delete	Delete current text file from your computer.
 Properties	View current text file properties.
 Print	Print current text by using the default printer.
 Send	
 Email	Send current text to email.
 Text Viewer	Send current text file to text viewer.
 Hide Arabizi	Minimize Arabizi to Navigation-Aria (System-Tray).
 Exit/Quit	Exit from Arabizi.

Edit Menu






 Undo	Cancel (undo) the last command.
 Redo	Cancel (redo) the last Undo command
 Cut	
 Cut	Cut the selection to the clipboard.
 Pure	Cut the selection (without left/right spaces) to the clipboard.
 Plus	Cut the selection and add it to an existing text in the clipboard.
 Copy	
 Copy	Copy the selection to the clipboard.
 Pure	Copy the selection (without left/right spaces) to the clipboard.
 Plus	Copy the selection and add it to an existing text in the clipboard.
 To Favorites	Copy the selection and save it on the Favorites.
 Paste	
 Paste	Insert what's on the clipboard.
 Pure	Insert what's on the clipboard (without left/rights spaces).
 Without	Insert what's on the clipboard without selection.
 Letters	Insert Arabic/English letters which are on the clipboard.
 Numbers	Insert numbers which are on the clipboard.
 Delete	
 Delete	Delete the currently selected text
 Similar	Delete the currently selected text from all text.
 Spaces	Delete spaces from the currently selected text.
 Tab(s)	Delete Tab(s) from the currently selected text
 Duplicated	Delete duplicated words from the current text.
 Letters	Delete letters from the currently selected text
 Numbers	Delete numbers from the currently selected text
 Find/Replace	Find/Replace any words, including (uppercase/lowercase) characters, or parts of words, or regular expression.
 Repeat	Repeat current selection with a specified number.
 Reverse	
 Letters	Reverse current letters from left to right or vice-versa.
 Words	Reverse current words from left to right or vice-versa.
 Go to	
 Middle	Move the cursor to the middle of text.
 Line	Move the cursor to the beginning of a specified line.
 Select	
 All	Select the whole text.
 Line	Select the current line.
 Save As	Save current selection as a new file on your computer.

 Information	Display current selection (Lines, characters number, spaces and more)
 Lines	
Merge	Merge text lines in new line.
Reverse	Reverse current lines from top to bottom or vice-versa.
Sort ascending	Sort text lines in ascending sort. (A to Z)
Sort descending	Sort text lines in descending sort. (Z to A)






Format Menu






 Alignment	
Right	Align currently text to the right margin
Center	Align currently text to the center margin
Left	Align currently text to the left margin
 Letters Case	
Capital	Make selection in upper case.
Small	Make selection in lower case.
Proper	Make the first character of each sentence upper case and the rest lower case.
Inverse	Inverse the current characters cases.
Zigzag	Make the first character of each word upper case and the next lower case and etc...
 Font	Choose different fonts.
 Color	Choose different colors for text.

Insert Menu







 Date/Time	
Now	Insert current date and time (22/12/2010 04:14:32 PM)
Date	Insert current date (22/12/2010)
Full date	Insert current full date (الأثنين ٢٢ ديسمبر ٢٠١٠)
Hijeri date	Insert current Hijeri date (24/12/1431)
Full Hijeri date	Insert current full Hijeri date (24 Zu Al-Hijjah 1431)
Time	Insert current time (04:28:37 PM)
24H time format	Insert current date (16:29:07)
 Characters	
Official	Insert © Copyright, ™ Trade Mark and ® Registered sign.
Special	Insert • Bullet, † Broken Bar, … Ellipsis, ¶ Pilcrow and § Section sign.
Money	Insert ₪ Currency, € Euro, ¥ Yen, £ Pound and ¢ Cent sign.
Measures	Insert μ Micro and ° Degree sign.
Math	Insert ‰ Per Mille, ± Plus and Minus, ¹ Superscript One, ² Superscript Two, ³ Superscript Three, ¼ One Quarter, ½ One Half and ¾ Tree Quarters sign.
 Emoticons	Insert :) Smile, :(Sad, ;) Wink, :D Big Grin, :P Tongue, :-O Surprise, :-S Worried, : Disappointed, -) Sleepy and :-\$ Embarrassed emoticon.
 Current File	
Name	Insert current file name.
Location	Insert current file location/path.
 More	
Text file	Insert saved file to current text.
User Name	Insert current user name.
Line Number	Insert current line number.
Random letter	Insert random letter.
Random number	Insert random number.

Tools Menu






 Read	Read selection.
 Check Spelling	Check the spelling of the text
 Translate	
Arabic into Arabizi	Translate Arabic words into Arabizi language.
Arabizi into Arabic	Translate Arabizi language into Arabic words.
Arabic into Qalam	Translate Arabic words into Qalam language.
 Convert	
Numbers to words	Convert numbers to words.
Numbers to Roman	Convert numbers to Roman numerical.
English to SMS	Convert English words to SMS Alphabet.
 Correct Input	
Arabic language	Correct English characters to Arabic language.

 English language	Correct Arabic characters to English language.
 Memory	
Memory archive	Keep you in track with all copy process.
Save memory text	Save what's on the clipboard as a new file on your computer
Clear memory	Delete what's on the clipboard.
 Fun	
Expand	Apply fun effect, Expand to be (EExppaanndd)
Wide	Apply fun effect, Wide to be (W i d e)
 Calculate	Calculate selected equation.
 Reset Settings	Reset all settings (Fonts, Colors and Windows positions)

















































View Menu

 Arabizi keyboard	Live typing Arabizi, Arabic and Qalam characters.
 Extended board	Type in Extended view.
 Favorites	Save and manage your favorite sentences.
 Transparent	Make Arabizi in transparent view.
 Always on top	Make Arabizi window always on top.
 Lock/Unlock	Lock typing in Arabizi.

Help Menu

 View help	View help file
 About Arabizi	View about Arabizi
 Check for Updates	Download the latest updates.
 Arabizi online	View new updates, plug-ins and more information online.
 Amr Swira - Design Studio	View Amr Swira - Design Studio website

Keyboard Shortcuts

F1	 Help	Ctrl + A	 Select all
Shift + F1	 Arabizi online	Ctrl + B	 Arabizi keyboard
F2	 Convert English text to SMS	Ctrl + C	 Copy
F3	 Calculate	Ctrl + D	 Insert copyrights sign
Shift + F3	 Convert numbers to words	Ctrl + E	 Extended board
F4	 Read	Ctrl + F	 Find/Replace text
F5	 Insert current date and time	Ctrl + G	 Go to line
Shift + F5	 Insert full date	Ctrl + H	 Insert smile emoticon
Ctrl + F5	 Insert full Hijeri date	Ctrl + I	 Reverse
Ctrl + Shift + F5	 Insert time	Ctrl + N	 New/Close file
F6	 Memory Archive	Ctrl + O	 Open
Ctrl + F6	 Save memory text	Ctrl + P	 Print
Ctrl + Shift + F6	 Clear memory	Ctrl + Q	 Quit/Exit
F7	 Check Spelling	Ctrl + R	 Repeat
F8	 Translate Arabic into Arabizi	Ctrl + S	 Save
Shift + F8	 Translate Arabizi into Arabic	Ctrl + T	 Transparent mode
Ctrl + F8	 Translate Arabic into Qalam	Ctrl + V	 Paste
F9	 Open/Close favorites	Ctrl + X	 Cut
Shift + F9	 Copy to/from favorites	Ctrl + Y	 Redo
F11	 Lock/Unlock	Ctrl + Z	 Undo
F12	 Send email	Del	 Delete
Shift + F12	 Send default text viewer	Shift + Del	 Delete similar
Alt + Enter	 File properties	Shift + Insert	 Insert text file
Esc	 Hide Arabizi	Ctrl + Insert	 Insert favorite sentence

[Main Page](#)

Arabizi Characters and Calculate Functions

Arabizi/Qalam Letters Guide

Arabic letters	Arabizi language	Qalam language	Arabic letters	Arabizi language	Qalam language
ء	2	'	ط	6	t
ا	a	a	ظ	6'	Z
أ	2	'	ع	3	'
ب	b	b	غ	3'	gh
ت	t	t	ف	f	f
ث	th	th	ق	8	q
ج	g	g	ك	k	k
ح	7	h	ل	l	l
خ	7'	kh	لا	la	la
د	d	d	لأ	l2	l'
ذ	z	dh	م	m	m
ر	r	r	ن	n	n
ز	Z	z	ه	h	h
س	s	s	ة	et	et
ش	Sh	sh	و	w	w
ص	S	s	ي	i	i
ض	D	d	ئ	a2	a'

[Main Page](#)

Calculate Functions

X*Y	Multiplies	Ex.: 10*10
X/Y	Divides.	Ex.: 10/10
X+Y	Adds/Plus	Ex.: 10+10
X-Y, -n	Subtracts/Minus.	Ex.: 10-10 or -10-10
X^Y	Exponent.	Ex.: 3^2
X/Y%	Multiplication as a percentage.	Ex.: 10/20%
(n)	Grouping/Starts and closes parentheses.	Ex.: ((12+(4589))/100)
Pi	The value of Pi (π)	Ex.: Pi = 3.14159265358979
n!	The factorial of a non-negative integer n.	Ex.: 5!
Sin(n)	Sine of the number.	Ex.: Sin(30)
Asn(n)	Sine inverse of the number.	Ex.: Asn(1)
Cos(n)	Cosine of the number.	Ex.: Cos(0)
Acs(n)	Cosine inverse of the number.	Ex.: Acs(1)
Tan(n)	Tangent of the number.	Ex.: Tan(30)
Atn(n)	Tangent inverse of the number.	Ex.: Atn(0.577)
Abs(n)	Absolute value of the number.	Ex.: Abs(-5)
Sqr(n)	Square root (\sqrt{n}) of the number.	Ex.: Sqr(49)
Log(n)	Calculates the common (base 10) logarithm.	Ex.: Log(10)
Ln(n)	Calculates natural (base e) logarithm.	Ex.: Ln(3)
Int(n)	The integer portion of a decimal value.	Ex.: Int(2.5)
Exp(n)	Allows entry of scientific-notation numbers.	Ex.: Exp(5.2)
x Mod y	Remainder left after you divide number by another.	Ex.: 3 Mod 2
n>Frac	The fractional form d/c of a decimal number.	Ex.: 4.325 >Frac
x >RoundTo(y)	The integer nearest the given number.	Ex.: pi >RoundTo(3)

[Main Page](#)